

# Finding, Monitoring, and Checking Claims Computationally Based on Structured Data

Brett Walenz, You (Will) Wu, Seokhyun (Alex) Song, Emre Sonmez, Eric Wu, Kevin Wu, Pankaj K. Agarwal, Jun Yang  
Duke University

Naeemul Hassan, Afroza Sultana, Gensheng Zhang, Chengkai Li  
University of Texas, Arlington

Cong Yu Google, Inc.




# Claims based on data ...



“Shaquille O’Neal had 40 points and 19 rebounds in the game against the Detroit Pistons on April 5, 1995. No one had a better performance in season 1994-95.”




“During her six years in the Senate, Hagan has rubber-stamped the Obama agenda 95% of the time.”



Jim Marshall, a Democratic incumbent from Georgia, voted with Nancy Pelosi “almost 90 percent of the time”



Jim Marshall “is a long way from Nancy Pelosi,” as he “voted the same as Republican leaders 65 percent of the time”



*There are lies, damned  
lies, and statistics.*

– Mark Twain

How do we check  
these claims?

# Challenge: *vagueness*



“During her six years in the Senate, Hagan has rubber-stamped the Obama agenda 95% of the time.”

Huh? “Obama agenda”? “95%”?

A lot of “hidden” information in here.

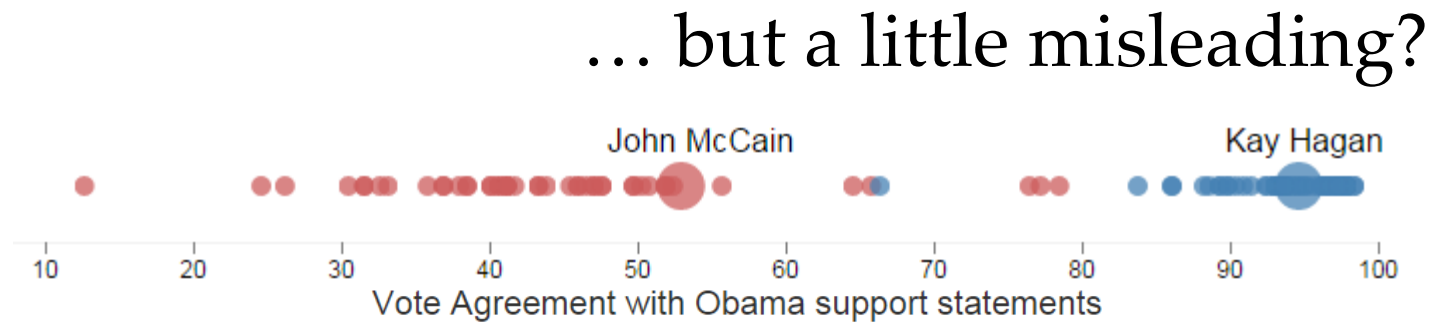
“Obama agenda” : official statements made by President Obama  
about a bill OR nomination

“six years, 95% of the time”: That sounds... bad? Is it? Does this mean  
all six years, or just lately?

# Challenge: *beyond correctness*

Correct...

<b>NEW MEXICO</b>		
Bingaman		96
Udall		96
<b>NEW YORK</b>		
Schumer		99
Gillibrand		97
<b>NORTH CAROLINA</b>		
Burr		45
Hagan		96
<b>NORTH DAKOTA</b>		
Conrad		96
Hoeven		60
<b>OHIO</b>		
Brown		96
Portman		49



# Challenge: *examine counter arguments*



“During her six years in the Senate, Hagan has rubber-stamped the Obama agenda 95% of the time.”

## Counter-argument

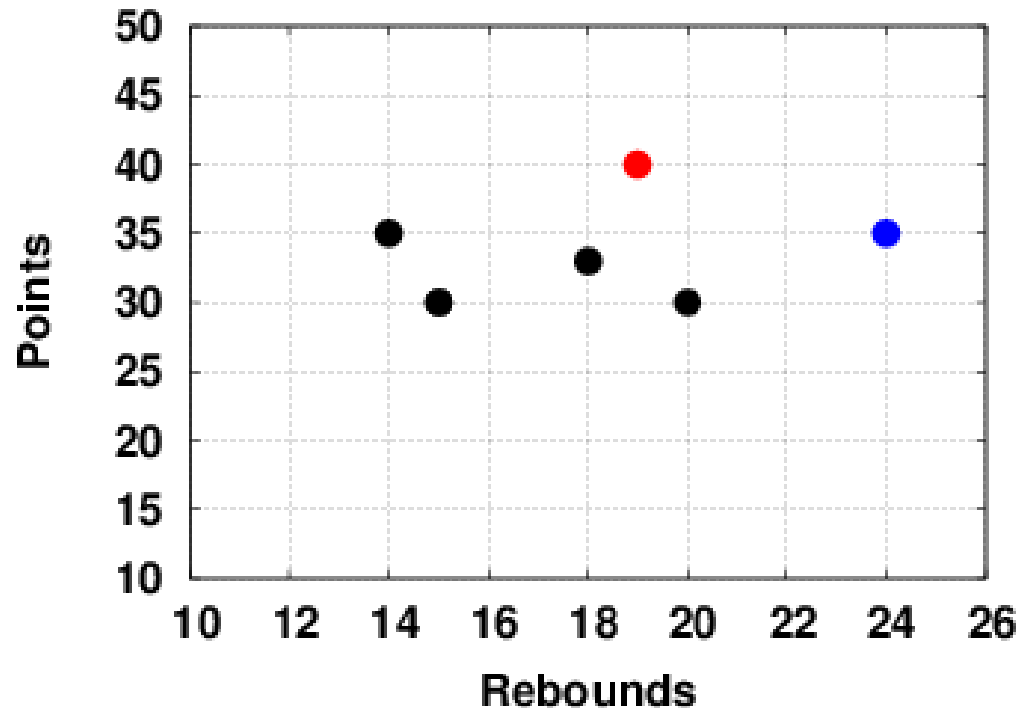


“During the years 2012-2013, Democrats on average voted 94% of the time in line with Obama’s public position. Kay Hagan votes within 1% of the average Democrat on Obama’s position.”

# Challenge: *generating claims*



“Shaquille O’Neal had 40 points and 19 rebounds in the game against the Detroit Pistons on April 5, 1995. No one had a better performance in season 1994-95.”



# Goal

- Fact-checking is growing by leaps and bounds, can be aided by analytic process
- How much can we automate this process?
  - Can we **quantify** quality beyond correctness?
  - Can we formulate
    - reverse-engineering of vague claims
    - finding counterarguments
    - generating/monitoring claimsas **computational** problems?
  - Can we do so in a **general** way, for many claims in many domains?



To check a claim, **tweak** the way it manipulates data and see if we get different conclusions.

Obama agenda

Bills  
Nominations  
General Votes

“During her six years in the Senate, Hagan has rubber-stamped the Obama agenda 95% of the time.”

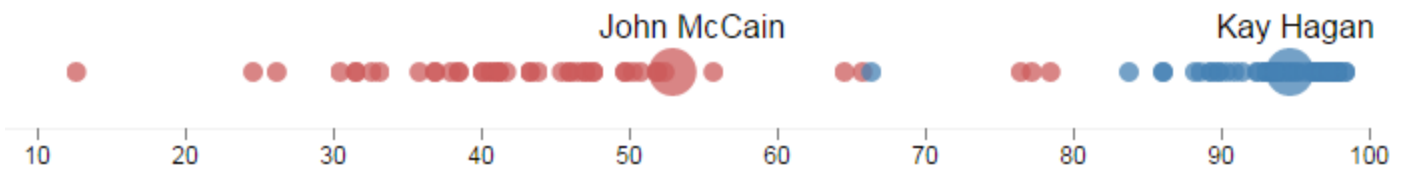
2009-2014

Date Ranges:  
2009-2010,  
2010-2011,  
2012-2014, ...

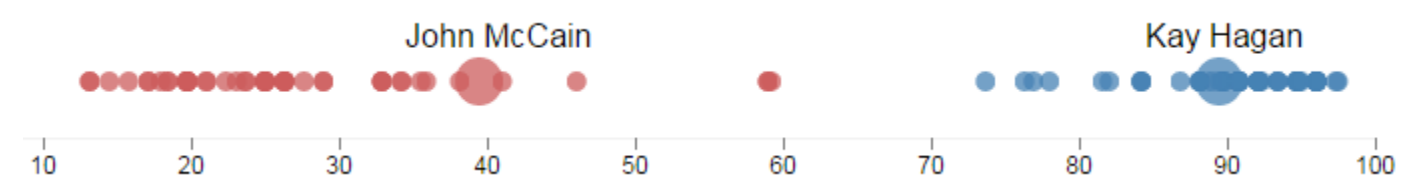
Hagan

Democrats  
Republicans  
Individuals

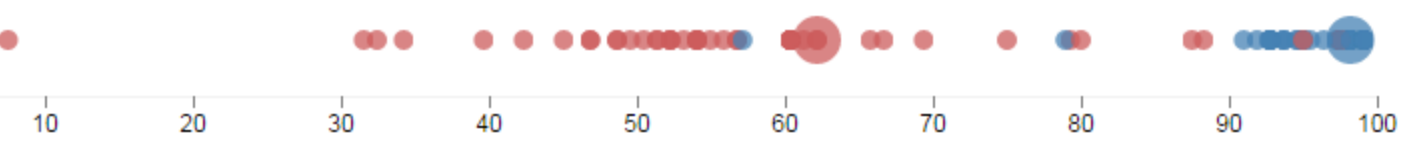




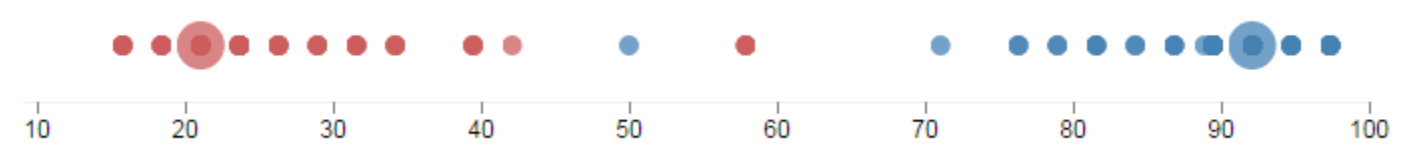
Original



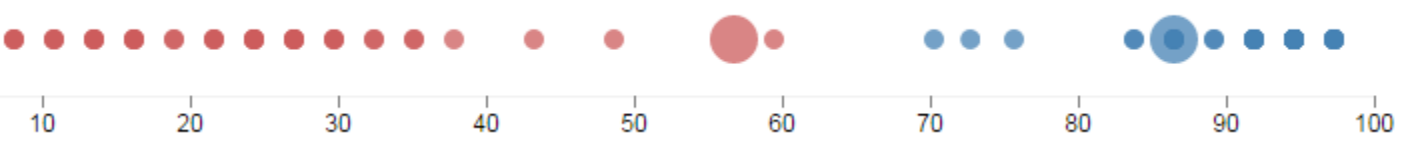
Bills  
Only



Nominations  
Only



Bills + 2012



Bills + 2013

Vote agreement with a public Obama position

To generate a claim, **tweak** the way it manipulates data and see *how* it compares to others

$D$				$M$		
Id	Player	Team	Season	Points	Assists	Blocks
$t_1$	Lamar Odom	LA Clippers	2003	30	11	12
$t_2$	Eddie House	Miami Heat	2003	29	7	8
$t_3$	Eddie House	Miami Heat	2003	28	6	9
$t_4$	Lamar Odom	Miami Heat	2004	32	9	13
$t_5$	Lamar Odom	Miami Heat	2004	28	11	6
$t_6$	Lamar Odom	Miami Heat	2004	29	9	7
$t_7$	Eddie House	LA Clippers	2004	30	11	10
$t_8$	Lamar Odom	Miami Heat	2004	30	11	11

Find conditions over  $D$  and combinations of  $M$  such that

- $t_8$  is in the skyline
- $t_8$  generates a prominent streak

Conditions	Combinations
Season = 2004	Assists, Blocks
Player = Lamar Odom Season = 2004	Points, Assists
...	...

- Lamar Odom scored 11 assists and 11 blocks. No one made a better performance in season 2004
- Lamar Odom had at least 28 points and 9 or more assists for 4 consecutive games; his the longest such streak in 2004

# Parameterized Queries

- A claim, such as the Kay Hagan example, is a *template* with a set of existing *parameters* (ex. *Obama agenda, six years, Kay Hagan*)
- iCheck/uClaim works on *query templates*, which tell us how to *get* the data and *perturb* the parameters
- In addition, we need to understand how to compare and contrast results and parameters

# Parameterized Queries II

- Relative claim strength – a function to determine how to compare results (*ex. lower is better in the Kay Hagan example*)
- Not all parameter perturbations are sensible (*ex. dates before Obama took office*).  
Need a *parameter sensibility* function

# uClaim

FactWatcher NBA **312** Weather Nov 1, 1991  Apr 20, 2005 Speed 1x

»LIVE UPDATE  
 [February 20, 1998] **Todd Fuller** had 1 assist, 3 steals and 1 block in the Golden State Warriors' defeat against the Denver Nuggets. It is one of the best performance made by him.

SEARCH	michael jordan	
	Michael Adonis Jordan	
4	<b>Michael Jordan</b>	
	Michael Michael Jordan	
	Michael Reggie Jordan	
3	Michael Thomas Jordan	
	[February 20, 1998] <b>Todd Fuller</b> had 1 assist, 3 steals and 1 block in the Golden State Warriors' defeat against the Denver Nuggets. It is one of the best performance made by him.	
1	[January 13, 1997] <b>Horace Grant</b> had 26 points and 6 assists in the Orlando Magic's victory against the New Jersey Nets. It is one of the best performance made by him.	MORE LIKE THIS
2	[January 13, 1997] After the Orlando Magic's win over the New Jersey Nets, for the first time in his career, <b>Rony Seikaly</b> had at least 20 points for 6 consecutive games, after today's game.	MORE LIKE THIS
1	[January 13, 1997] <b>Horace Grant</b> had 26 points and 2 steals in the Orlando Magic's victory against the New Jersey Nets. It is one of the best performance made by him.	MORE LIKE THIS
5	[January 13, 1997] <b>Horace Grant</b> had 26 points, 6 assists and 2 steals in the Orlando Magic's victory against the New Jersey Nets. It is one of the best performance made by him.	MORE LIKE THIS
3	[January 13, 1997] After the Orlando Magic's victory against the New Jersey Nets, for the first time in his career, <b>Rony Seikaly</b> had at least 20 points and 8 rebounds for 6 consecutive games, after today's game.	MORE LIKE THIS
2	[January 13, 1997] <b>Nick Anderson</b> had 8 assists and 2 blocks in the Orlando Magic's win over the New Jersey Nets. It is one of the best performance made by him.	MORE LIKE THIS
2	[January 4, 1995] After the Orlando Magic's win over the New Jersey Nets, for the first time in his career, <b>Anfernee Hardaway</b> had at least 19 points and 7 assists for 5 consecutive games, after today's game.	MORE LIKE THIS
0	[January 13, 1997] <b>Horace Grant</b> had 26 points, 6 assists and 1 block in the Orlando Magic's win over the New Jersey Nets. It is one of the best performance made by him.	MORE LIKE THIS

FACT TYPE >

- SITUATIONAL FACT
- PROMINENT STREAK
- ONE-OF-THE-FEW

RANKING >

- RECENTNESS
- INTERESTINGNESS
- POPULARITY

PLAYERS >

TEAMS >

SEASONS >

- 1996-97 (9)
- 1994-95 (5)
- 1992-93 (1)
- +MORE LESS-

MONTHS >

OPPOSITION TEAMS >

POINTS >

# uClaim

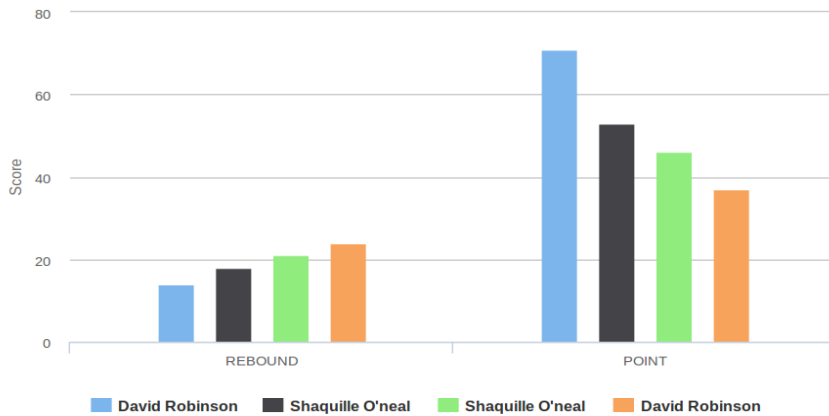
[April 24, 1994] **David Robinson** had 71 points and 14 rebounds in the San Antonio Spurs' victory against the Los Angeles Clippers. No one before had a better performance in NBA history.

[April 20, 1994] **Shaquille O'neal** had 53 points and 18 rebounds in the Orlando Magic's win over the Minnesota Timberwolves. No one before had a better performance in NBA history.

[February 16, 1993] **Shaquille O'neal** had 46 points and 21 rebounds in the Orlando Magic's defeat against the Detroit Pistons. No one before had a better performance in NBA history.

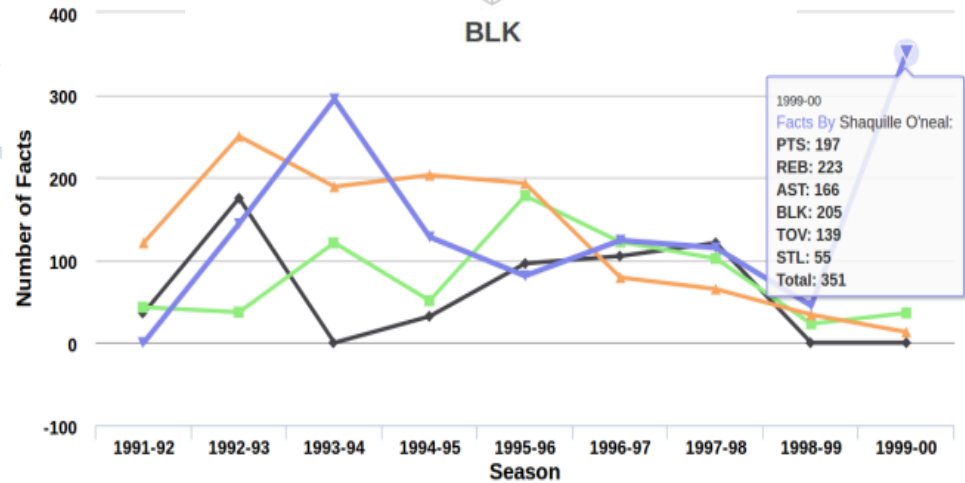
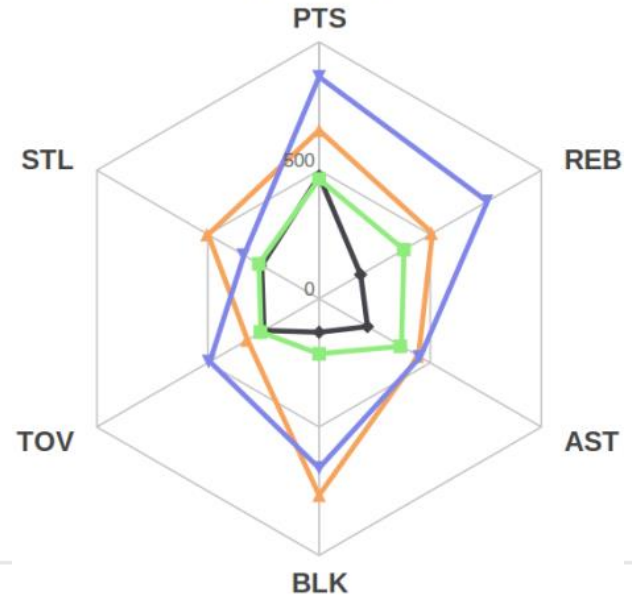
[February 27, 1992] **David Robinson** had 37 points and 24 rebounds in the San Antonio Spurs' victory against the Golden State Warriors. No one before had a better performance in NBA history.

Compare Similar Stories



Similar Stories

Number of Facts



1999-00  
 Facts By Shaquille O'neal:  
 PTS: 197  
 REB: 223  
 AST: 166  
 BLK: 205  
 TOV: 139  
 STL: 55  
 Total: 351

Michael Jordan Karl Malone Hakeem Olajuwon Shaquille O'neal

Comparison of Players

# iCheck

## ✓ Kay Hagan is overly partisan.

Republicans suggest her achievements are thin soup. "The only thing Kay Hagan has accomplished in Washington is becoming an automatic 'yes' vote for whatever new tax or regulation President Obama wants," North Carolina GOP Chairman Claude Pope said.

Original claim made by: 1

### Supporting Arguments

7	 	<a href="#">Frank R. Lautenberg(D)</a> and <a href="#">Kay Hagan(D)</a> agreed on 90.02% of the votes they cast between 2011-01-05 (start of session 2011) and 2013-01-01 (end of session 2012)
3	 	<a href="#">Thomas Harkin(D)</a> and <a href="#">Kay Hagan(D)</a> agreed on 92.6% of the votes they cast between 2013-01-03 (start of session 2013) and 2014-05-09 (end of session 2014)

### Counter Arguments

#### Generated Counter Arguments

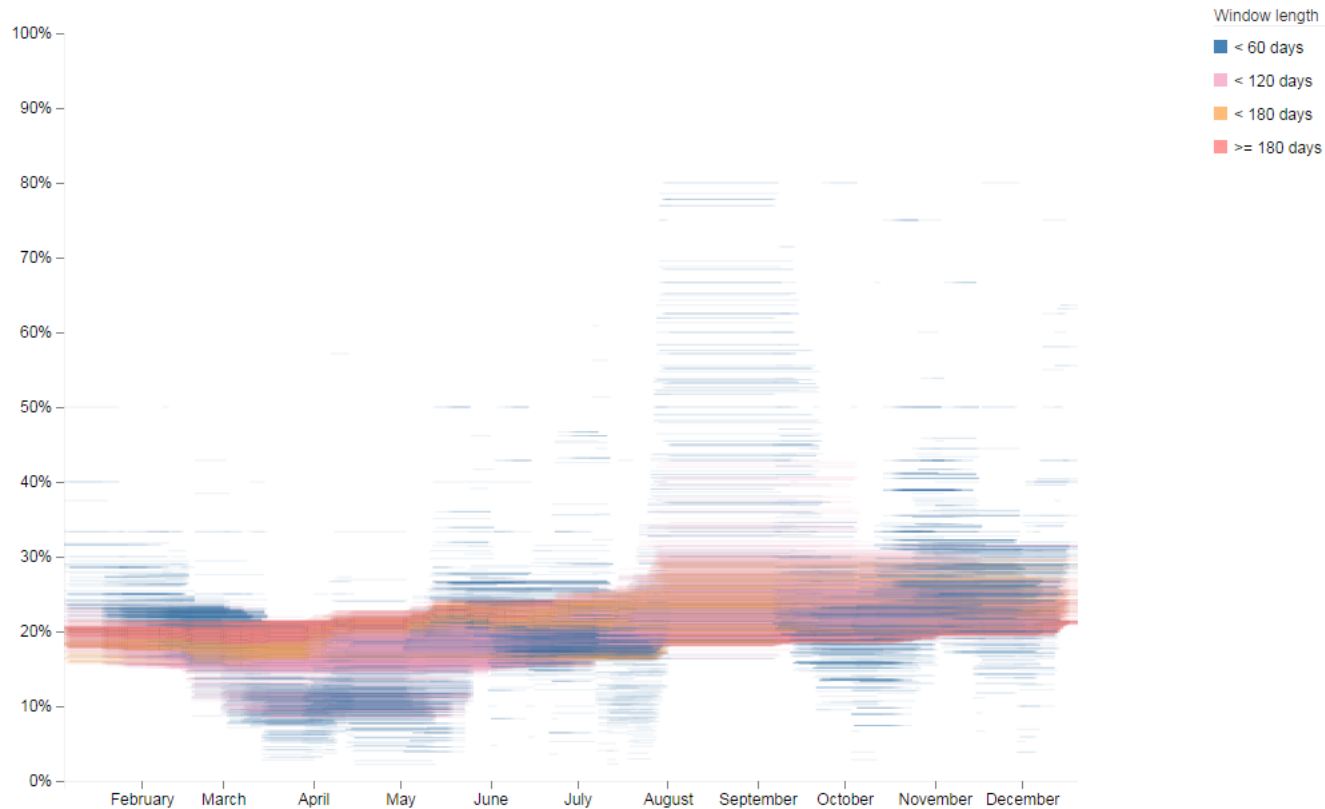
	Bernard Sanders(Independent) and Kay Hagan(D) agreed on 85.77% of the votes they cast between 2011-01-05 (start of session 2011) and 2013-01-01 (end of session 2012)
	Kay Hagan(D) voted 89.83% of the time with the Democrat party majority vote between 2008-01-02 and 2012-01-02.



# Finding counter arguments

## Vote Correlation

Vote agreement between Nancy Pelosi and Paul Ryan over varying time periods of 2009.



# iCheck



## Alex Gordon

Views: 4

Bats: L, Throws: R | Kansas City Royals

**Birth Date** 1984-02-10  
**Birthplace** Lincoln, NE, USA  
**MLB Debut** 2007-04-02  
**Final Game** Currently Active  
**Played under** [Buddy Bell](#), [Trey Hillman](#), [show all](#)  
**HT/WT** 6'2", 220 lbs.

### Awards

- 2013 Gold Glove
- 2012 Gold Glove
- 2011 Gold Glove

### One-Of-The-Few Claims

Bump!

In 2011, [Alex Gordon](#) had 185 in hits (batting), 23 in homeruns, 9 in GIDP; only 20 other players have ever beaten this record;



Tweet!

Views: 2 | Bumps: 0 | Tweets: 0

### Statistical Percentile Visualization

### Player Statistics

# iCheck



## Buddy Bell

Manager | Kansas City Royals

<b>Birth Date</b>	1951-08-27
<b>Birthplace</b>	Pittsburgh, PA, USA
<b>HT/WT</b>	6'1", 180 lbs.
<b>Managed</b>	Detroit Tigers, Colorado Rockies, <a href="#">show all</a>

### Aggregate Claims

/ Bell managed the Detroit Tigers from 1996 to 1998, the Detroit Tigers's record dropped 1.5432% (from 1995 to 1998)

[inter-arguments](#)

/ Bell managed the Colorado Rockies from 2000 to 2002, the Colorado Rockies's record improved 0.6173% (from 1999 to 2002)

[inter-arguments](#)

/ Bell managed the Kansas City Royals from 2005 to 2007, the Kansas City Royals's record improved 6.7901% (from 2004 to 2007)

[inter-arguments](#)

Brian McRae, who ranked in the bottom 14.66% of all MLB players in strikeouts (105) in 1993, INCREASED Kansas City Royals's wins 7.41%! (153 games batted)

Mark Teahen, who ranked in the bottom 9.15% of all MLB players in strikeouts (258) from 2007 to 2008, INCREASED Kansas City Royals's wins 8.02%! (293 games batted)

Alex Gordon, who ranked in the bottom 9.86% of all MLB players in strikeouts (257) from 2007 to 2008, INCREASED Kansas City Royals's wins 8.02%! (285 games batted)

Bo Jackson, who ranked in the bottom 1.11% of all MLB players in strikeouts (476) from 1987 to 1989, INCREASED Kansas City Royals's wins 9.88%! (375 games batted)

Danny Tartabull, who ranked in the bottom 7.78% of all MLB players in strikeouts (378) from 1987 to 1989, INCREASED Kansas City Royals's wins 9.88%! (437 games batted)

# Thank you!

# Questions?

Brett Walenz, You (Will) Wu, Seokhyun (Alex) Duke University

Song, Emre Sonmez, Eric Wu, Kevin Wu, Pankaj  
K. Agarwal, Jun Yang

Naeemul Hassan, Afroza Sultana, Gensheng University of Texas, Arlington  
Zhang, Chengkai Li

Cong Yu Google, Inc.



UNIVERSITY OF  
TEXAS  
ARLINGTON

